




Massachusetts
Taxpayers Foundation

FY 2027 House Amendments *By the Numbers*

April 24, 2026



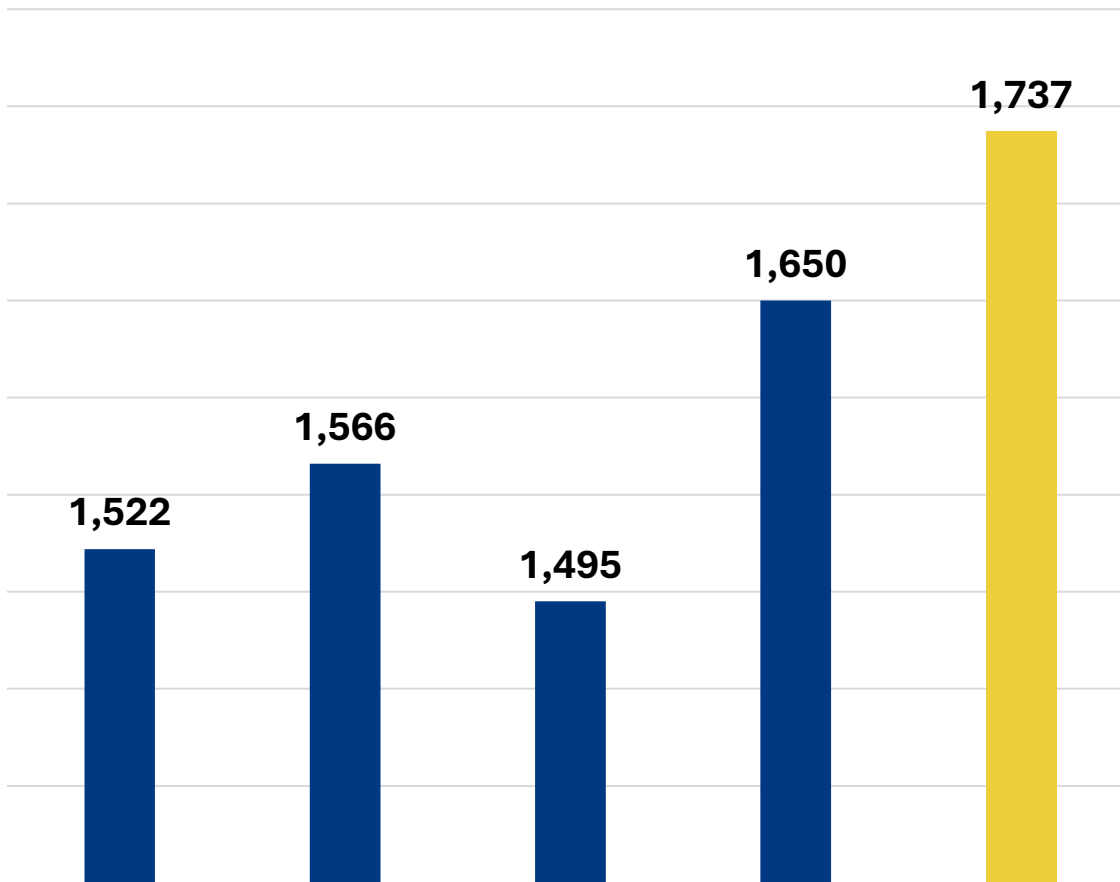
FY 2027 House Amendments

5 Things to Know:

1. House members filed **1,737 amendments**, 87 more than in FY 2026 and 242 more than in FY 2025.
2. The fiscal impact of all amendments is **\$1.39 billion**.*
*This estimate may be conservative. The fiscal impact for all amendments is not yet known, and this estimate excludes duplicate amendments, as well as proposed tax policy changes.
3. About **76%** (1,328) of the amendments are earmarks.
4. Only **24%** (409) of the amendments are outside policy sections, support programmatic funding increases, or introduce new line-item language.
5. Between FY 2024 – FY 2026, an average of **\$102 million** in additional spending was added during House Debate.

Amendment Historical Context

House Filed Amendments by Fiscal Year



- House members filed **1,737** amendments to the FY 2027 HWM budget.
 - 87 more than in FY 2026.
 - 242 more than in FY 2025.
- Between FY 2016 – FY 2026, House members filed an average of 1,323 amendments.
- This is the highest number of amendments filed in at least the last 14 years.
- In FY 2026, less than half of all amendments filed to the HWM budget were adopted in some form.

Amendment by Type

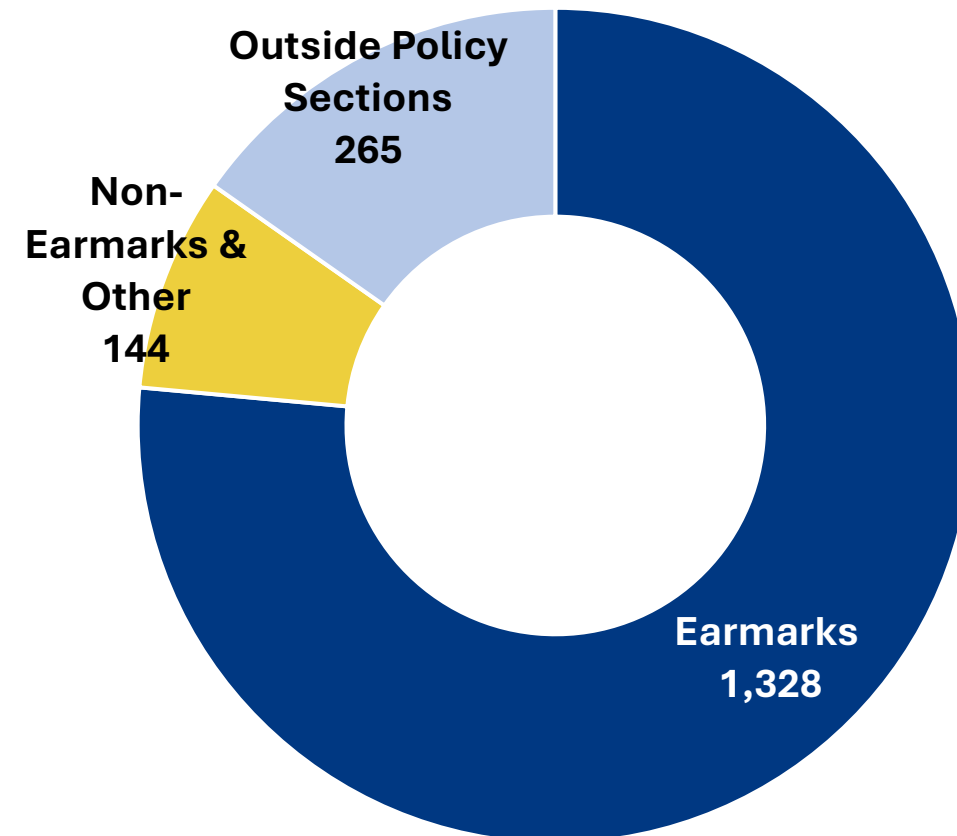
76% of amendments filed to the HWM budget are **earmarks**.

15% of amendments filed to the HWM budget are **outside policy sections**.

The remaining **8%**:

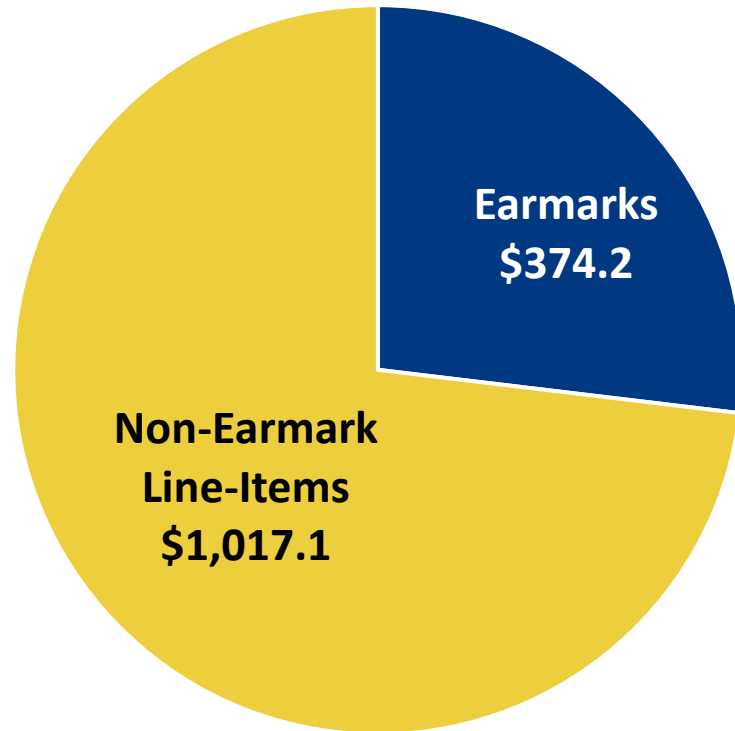
- Add new line-items to the HWM budget.
- Increase line-item appropriations without a designated purpose.
- Introduce new line-item language.
- Adjust line-item funding sources.

House Amendments by Type



Fiscal Impact of Amendments

Fiscal Impact of House Amendments by Type



\$ in millions

The estimated fiscal impact of all amendments filed to the House Budget is **\$1.39 billion**. This does not include tax policy amendments.

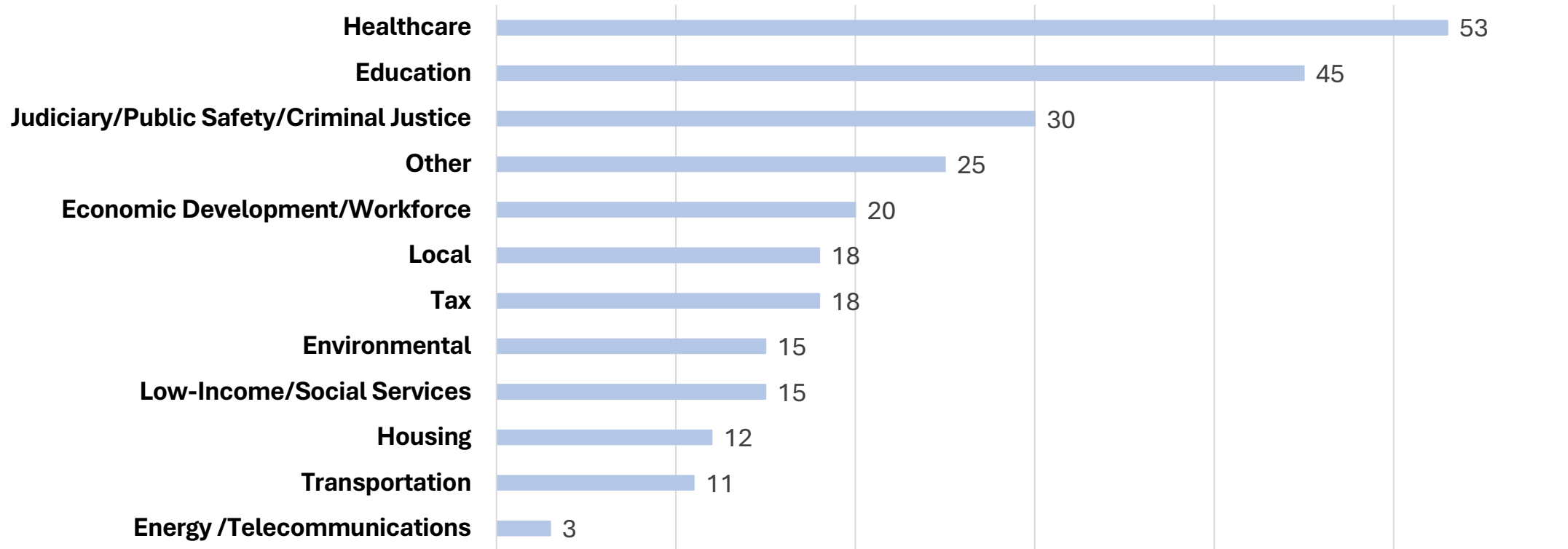
Amendments that would provide programmatic funding increases carry the largest fiscal impacts.

Notable high-cost amendments include proposals for:

- Local Aid
- Elder Community Options Program
- In-District School Transportation
- Charter School Tuition Reimbursements

The estimated fiscal impact of tax policy amendments would exceed **\$1.7 billion** in FY 2027.

Policy Amendments by Category



The most common policy area for outside section amendments is **Healthcare**, followed by **Education** and **Judiciary/Public Safety/Criminal Justice** policy proposals.

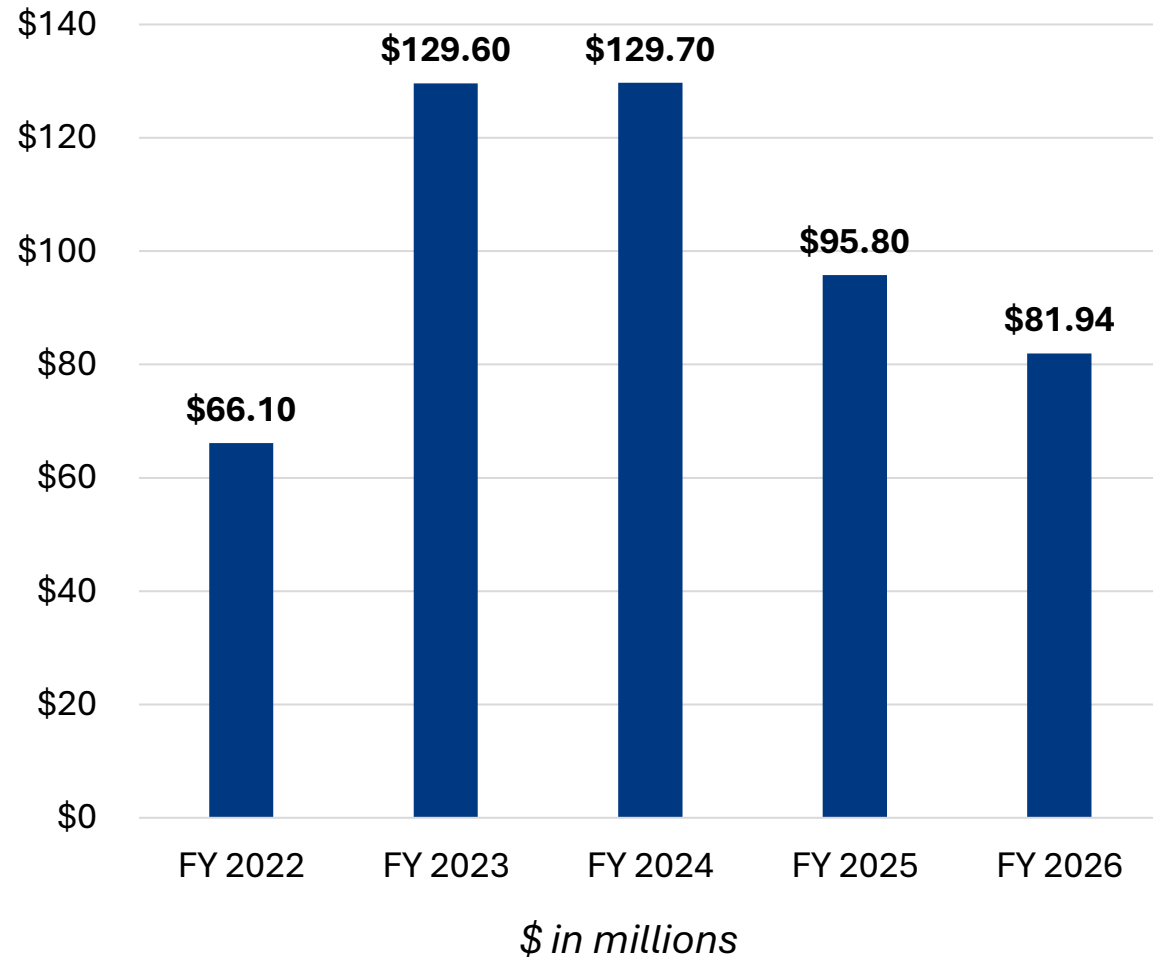
18 outside policy proposals are related to **Taxes**, and 15 are related to **Environmental** policy.

House Debate Preview

In FY 2026, the House added **\$81.9 million** in spending during debate, \$13.9 million less than was added in FY 2025 (\$95.8 million).

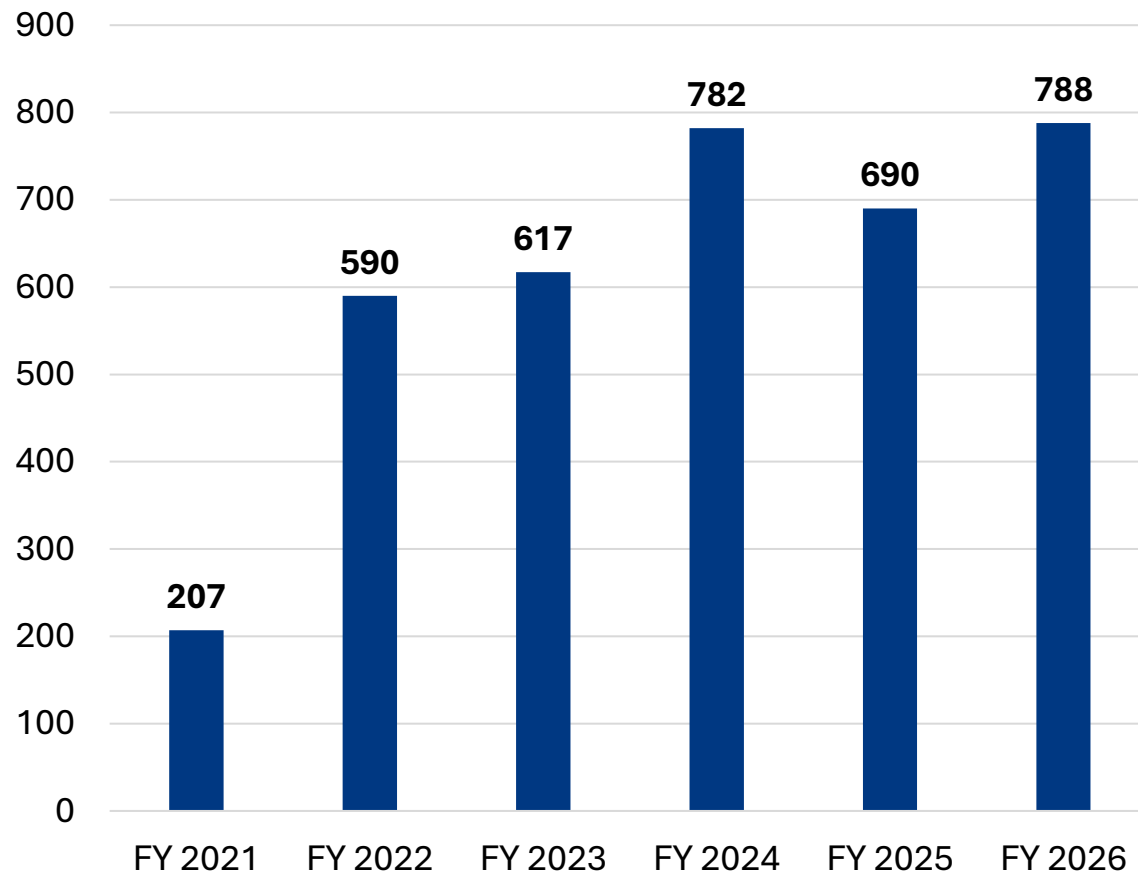
Between FY 2024 and FY 2026, an average of **\$102.5 million** in spending was added to the HWM budget during debate.

Total House Floor Spend by Year



House Debate Preview

Adopted Earmarks by Year



In FY 2026, the House adopted some form of at least 756 amendments, **46%** of all that were filed.

Within those amendments, the House added **788 earmarks** to the budget for specific communities, organizations, and projects.

90% of new spending added during House debate supported local earmarks.

House Debate Preview

While total floor spending and adopted earmarks have increased in recent years, the number of new policy sections added to the House budget in FY 2026 decreased.

Last year, the HWM budget included 80 outside sections out of committee and **35 new policy sections were added on the floor** through 21 adopted amendments.

New Policy Sections Added During Debate

